


plant type

- native flowers, groundcovers and climbers

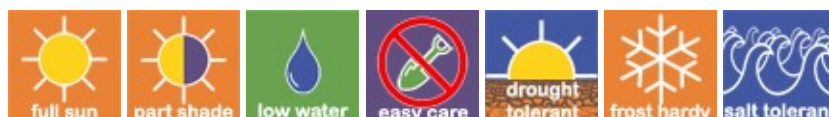

water hardiness



Correa reflexa

native fuchsia

The most widespread of the Correas, and the most variable. Form can be open and upright to low and spreading, bell shaped flowers can be greenish yellow to deep red, leaves can be rough and hairy or smooth.



top ten

bird attracting

project type

urban and commercial
residential
horticultural production

soil type and drainage

light - sandy soils
medium - loamy soils
good drainage

origin	NSW, Qld, Vic, Tas, SA.
cultural notes	Very hardy, prefers well drained soils in full sun or part shade. The low growing coastal forms are often more attractive with a tidier appearance than the upright forms.
maintenance	Can be pruned to maintain shape.
tolerates	Drought, frost and salt tolerant.
flowering season	Winter.
flower colour	Variable flower colour from greensish yellow to deep crimson.
foliage colour	Leaves are dark green in colour and vary from rough surfaced and hairy to smooth with short hairs on the underside.
width	up to 2m
height	up to 1.8m
recommended uses	Uses vary depending on form.

plant image credits



Noodle snacks